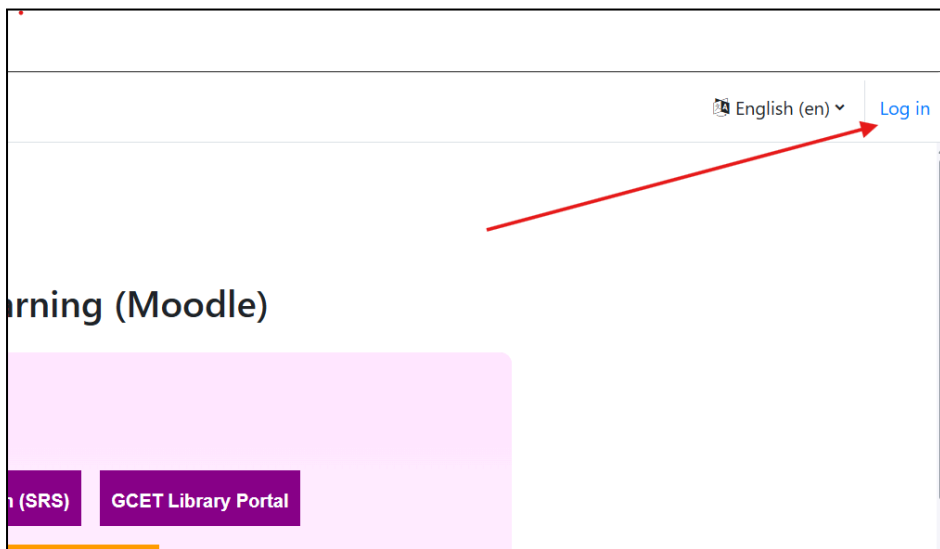


Frequently Asked Questions


about using Moodle

How do I sign in?

Click on the “**login**” button in the top right corner.

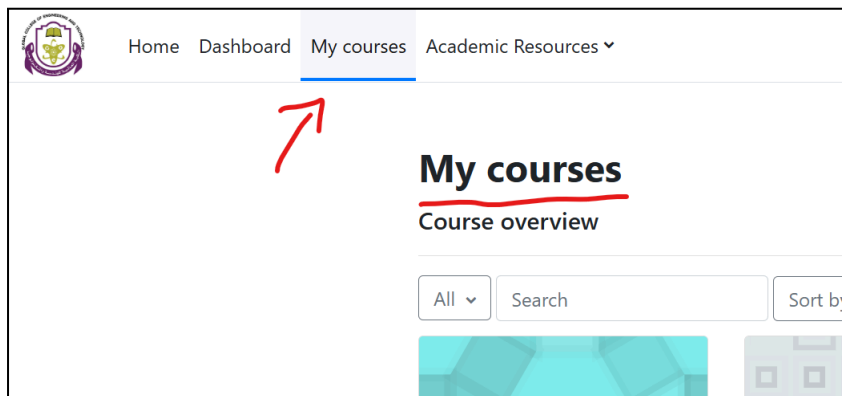


Click on the blue button and **use your college email address and password** (if prompted) to access.



Where are my modules for this semester?

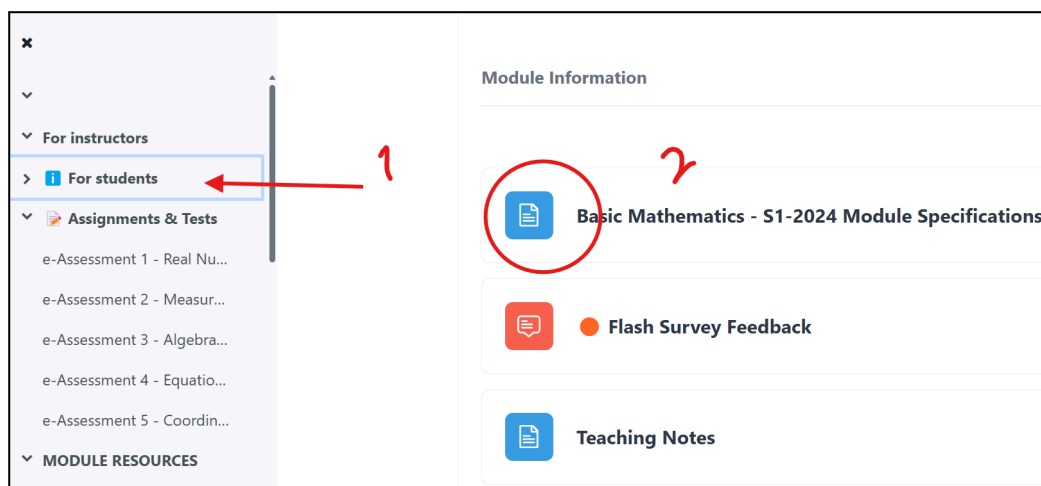
Your modules can be reached from the **top section of the Moodle page**.



Notice the Semester number and make sure it's the correct semester you are registered in

Where can I find module information and delivery plan for the module?

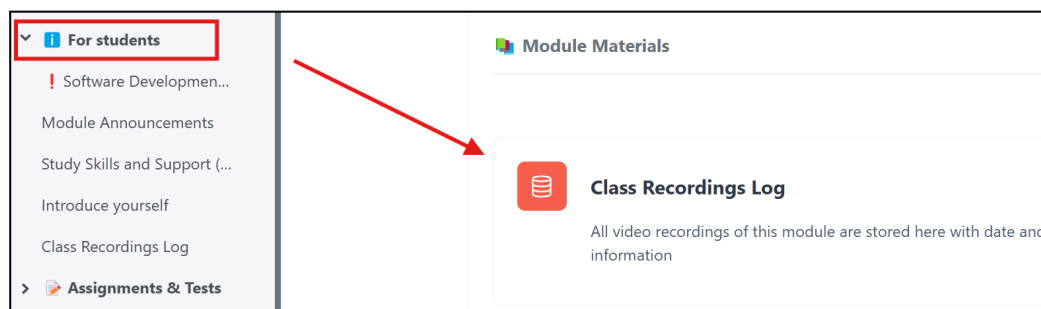
Click on the section "For students" **(1)** and you will see the below screen where you can find important information about the module along with useful module resources **(2)**.



Where can I watch the recoded lectures on Moodle?

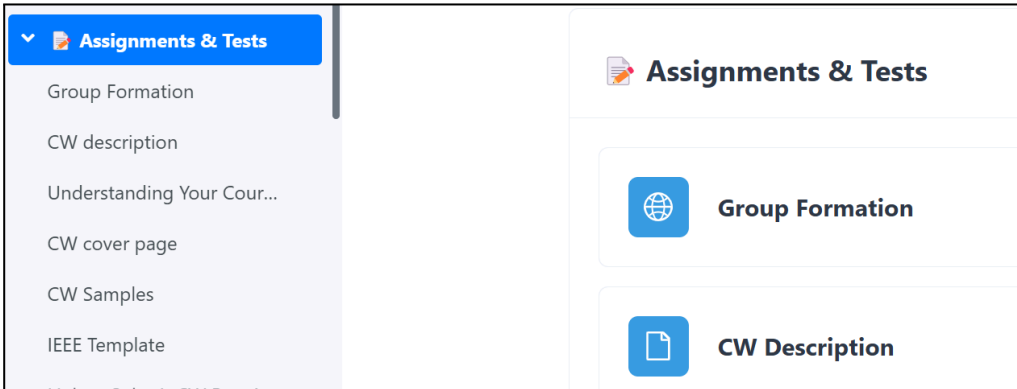
All recorded sessions will be uploaded to the module page within 2 days from the actual class time.

You can find these videos when you click on "For students" section and navigate to **number 2** in the above picture: "Class Recordings Log".



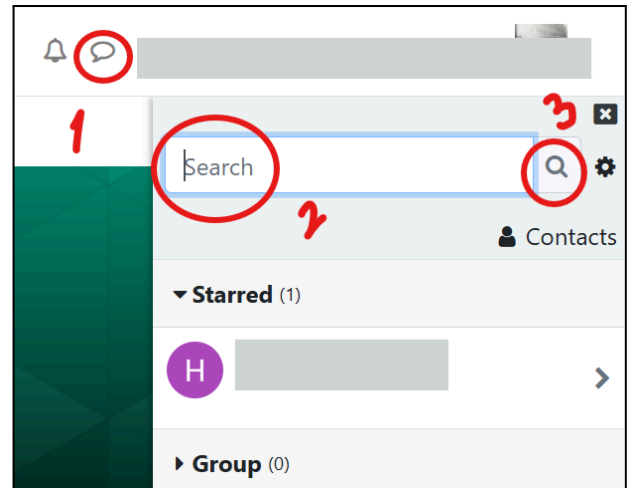
Where can I find the assignments, tests, projects that I need to submit?

All Assignments will be available on the “Assignments & Tests” Section.



How can I contact my teacher on Moodle?

If you don't have the teacher's email address, you can contact them on Moodle using the “Chat” feature **(1)**. Go to the top right side of the Moodle page and click on the chat icon to open the chat box. Now type the name of the teacher in the search box **(2)**. Click Search **(3)**. When you find the name of the teacher, you can click on it and start messaging the teacher.



Use the button below to contact VLE Support or get help when needed:

